



# BERKSHIRE HATHAWAY ENERGY SUSTAINABILITY REPORT **2018**

Berkshire Hathaway Energy's core principle of Environmental RESPECT recognizes the importance of minimizing the impacts of our operations on the environment, including our greenhouse gas emissions. We are participating in a voluntary industry ESG/Sustainability initiative advanced through the Edison Electric Institute in conjunction with members of the financial community, focused on providing emissions data in a consistent and transparent manner.

## Net Owned Capacity (Owned and Under Construction) – MWs

Fuel Source	PacifiCorp			MidAmerican Energy Company			Nevada Power Company			Sierra Pacific Power Company			BHE Renewables			Berkshire Hathaway Energy		
	2005	2016	2017	2005	2016	2017	2005	2016	2017	2005	2016	2017	2005	2016	2017	2005 <sup>(1)</sup>	2016	2017
Natural Gas	1,151	2,766	2,766	1,339	1,422	1,424	2,487	4,239	4,369	784	1,111	1,111	758	970	970	6,519	10,508	10,640
Coal	6,104	5,931	5,924	3,326	2,708	2,718	579	512	255	261	261	261	-	-	-	10,270	9,412	9,158
Wind	33	1,030	1,030	361	6,007	6,007	-	-	-	-	-	-	-	1,153	1,365	394	8,190	8,402
Solar	-	-	-	-	-	-	-	15	15	-	-	-	-	1,373	1,536	-	1,388	1,551
Hydroelectric	1,159	1,135	1,135	3	2	4	-	-	-	-	-	-	128	138	138	1,290	1,275	1,277
Nuclear	-	-	-	437	456	455	-	-	-	-	-	-	-	-	-	437	456	455
Geothermal	23	32	32	-	-	-	-	-	-	-	-	-	666	338	338	689	370	370
	<b>8,470</b>	<b>10,894</b>	<b>10,887</b>	<b>5,466</b>	<b>10,595</b>	<b>10,608</b>	<b>3,066</b>	<b>4,766</b>	<b>4,639</b>	<b>1,045</b>	<b>1,372</b>	<b>1,372</b>	<b>1,552</b>	<b>3,972</b>	<b>4,347</b>	<b>19,599</b>	<b>31,599</b>	<b>31,853</b>

## Energy Generated by Fuel Source (Owned and Purchased) – GWs

Fuel Source	PacifiCorp			MidAmerican Energy Company			Nevada Power Company			Sierra Pacific Power Company			BHE Renewables			Berkshire Hathaway Energy <sup>(2)</sup>		
	2005	2016	2017	2005	2016	2017	2005	2016	2017	2005	2016	2017	2005	2016	2017	2005 <sup>(1)</sup>	2016	2017
Natural Gas	2,794	9,884	7,447	725	556	360	2,465	14,577	13,172	2,345	4,290	4,280	2,200	309	208	10,529	31,831	27,840
Coal	45,056	36,578	37,362	17,902	13,179	13,598	5,629	1,480	1,449	2,001	751	457	-	-	-	70,588	52,182	53,162
Wind and Other	289	3,253	2,890	620	11,684	12,932	-	22	33	-	-	-	-	2,445	3,654	909	17,404	19,509
Solar	-	-	-	-	-	-	-	39	40	-	-	36	-	3,077	3,621	-	3,116	3,697
Hydroelectric	3,272	3,843	4,731	-	-	-	-	-	-	33	-	-	345	394	464	3,650	4,237	5,195
Nuclear	-	-	-	3,336	3,912	3,850	-	-	-	-	-	-	-	-	-	3,336	3,912	3,850
Geothermal	-	-	-	-	-	-	-	-	-	-	-	-	5,160	2,248	2,440	5,160	2,248	2,440
Purchased	15,212	11,429	14,076	6,039	3,882	3,603	12,894	6,462	6,858	5,441	4,383	5,017	-	-	-	39,586	23,747	26,885
	<b>66,623</b>	<b>64,987</b>	<b>66,506</b>	<b>28,622</b>	<b>33,213</b>	<b>34,343</b>	<b>20,988</b>	<b>22,580</b>	<b>21,552</b>	<b>9,820</b>	<b>9,424</b>	<b>9,790</b>	<b>7,705</b>	<b>8,473</b>	<b>10,387</b>	<b>133,758</b>	<b>138,677</b>	<b>142,578</b>

## CO<sub>2</sub> Emissions and Intensity

	2005			2016			2017		
	Net MWh <sup>(2)</sup>	CO <sub>2</sub> Metric Tons	MT/MWh	Net MWh <sup>(3)</sup>	CO <sub>2</sub> Metric Tons	MT/MWh	Net MWh <sup>(3)</sup>	CO <sub>2</sub> Metric Tons	MT/MWh
PacifiCorp	70,679,415	55,292,912	0.782	66,950,175	46,332,804	0.692	67,680,208	47,612,491	0.703
MidAmerican Energy Company	22,566,869	18,379,586	0.814	29,748,943	13,067,551	0.439	31,177,603	13,686,689	0.439
NV Energy	12,093,122	10,796,883	0.893	26,652,955	10,735,778	0.403	26,602,918	10,498,614	0.395
BHE Renewables	6,601,924	1,702,662	0.258	2,661,980	300,804	0.113	2,691,314	224,707	0.083
Berkshire Hathaway Energy <sup>(1)</sup>	111,941,330	86,172,043	0.770	126,014,053	70,436,938	0.559	128,152,043	72,022,501	0.562

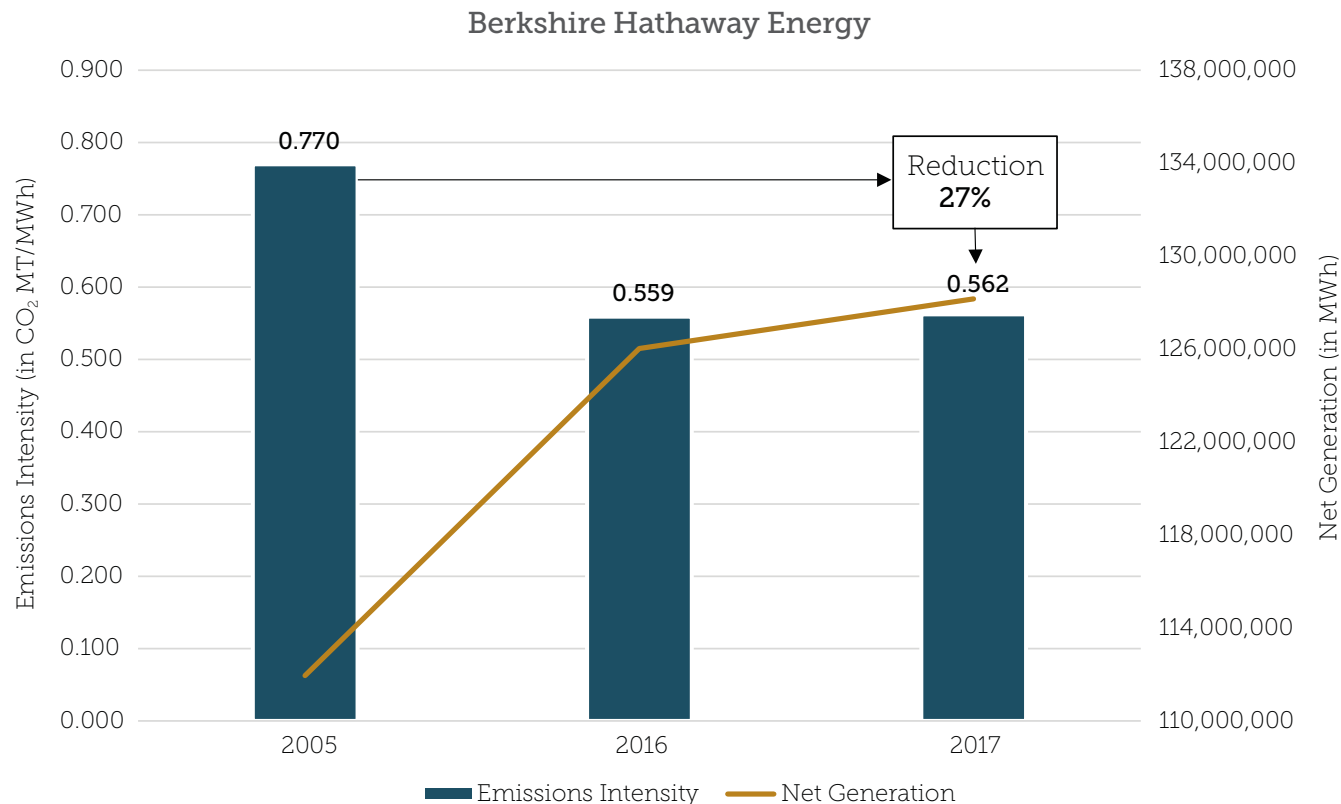
### Notes:

<sup>(1)</sup> 2005 data is pro forma as if all energy businesses owned today were owned in 2005.

<sup>(2)</sup> Amounts reflect intercompany transactions.

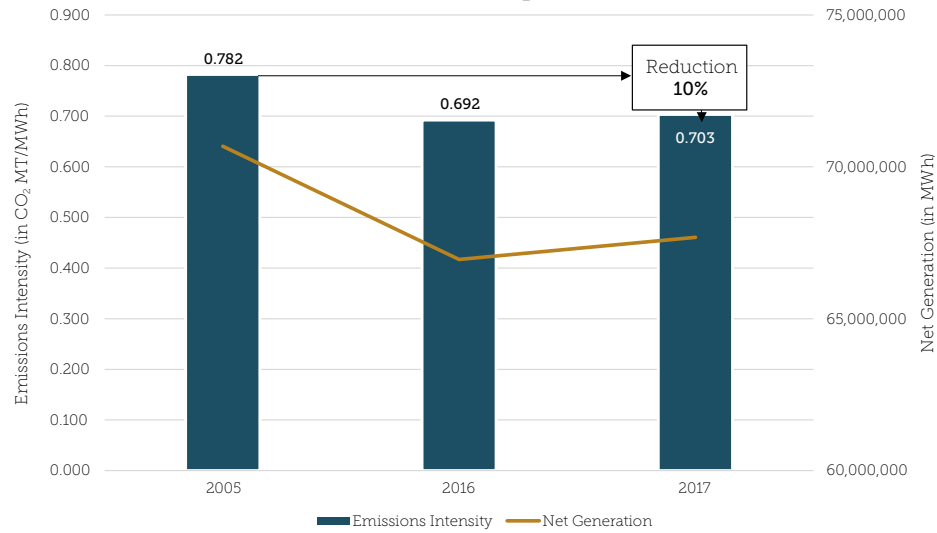
<sup>(3)</sup> To ensure there is no double counting, only megawatt hours from renewable generation for which RECs are held are included in this calculation.

## Emissions Intensity and Net Generation

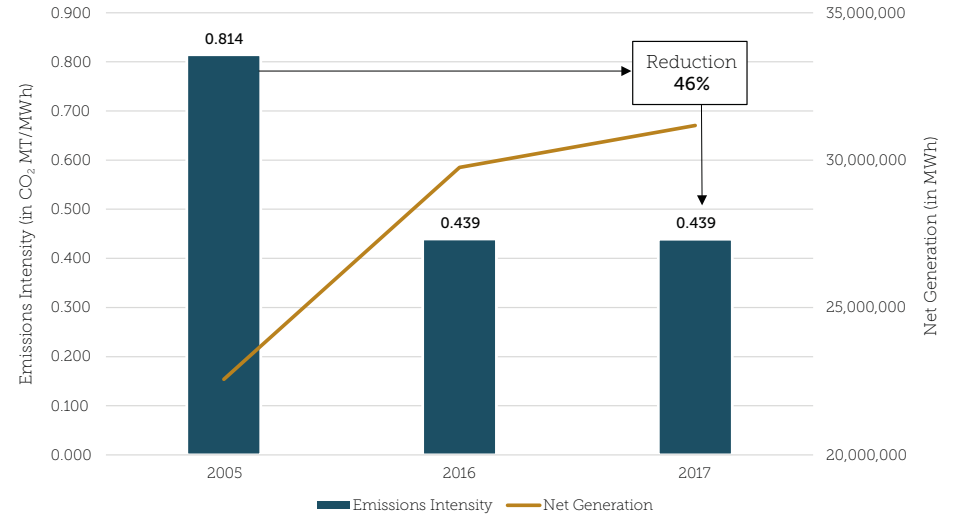


## Emissions Intensity and Net Generation (cont.)

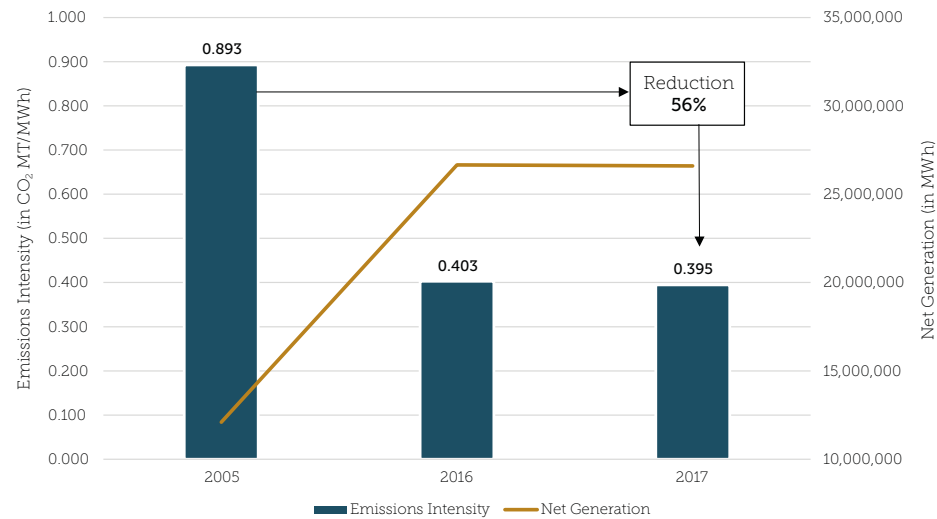
### PacifiCorp



### MidAmerican Energy Company



### NV Energy



### BHE Renewables

